




## INSTRUCTIONS

1. Please use the #2 black-lead pencil supplied when marking your answers to the questions on this form. **DO NOT USE INK, BALLPOINT PEN, OR COLORED PENCIL.** If you make a mistake, erase cleanly and then fill in the answer space you want. Be sure to fill a response position ( ☐ ) for each question where the question applies to the individual. Each answer space you mark should be filled in completely with a black mark, the same as shown in the **SAMPLE QUESTION**.

SAMPLE QUESTION						
EXAMPLE OF HOW TO ANSWER THE QUESTIONS	<table><tr><td>LESS THAN A MONTH AGO</td><td><input checked="" type="radio"/></td><td rowspan="2"></td></tr><tr><td>MORE THAN A MONTH AGO</td><td><input type="radio"/></td></tr></table>	LESS THAN A MONTH AGO	<input checked="" type="radio"/>		MORE THAN A MONTH AGO	<input type="radio"/>
LESS THAN A MONTH AGO	<input checked="" type="radio"/>					
MORE THAN A MONTH AGO	<input type="radio"/>					

MAKE NO EXTRANEIOUS MARKS OF ANY KIND ON THE FORM

2. Do not mark or write in the shaded areas. The areas will be marked in the central office.
3. When you have finished questions 1 through 22, carefully fold at perforation and continue with questions 23 through 46.
4. Try to make your marks as shown here:

☒ An ideal mark

☐ A readable mark

Do not make them too light ☐ Too light or poorly erased

too short ☐ Mark too short

too long ☐ Mark too long

or too thin ☐ Too thin to read

FORM-CI  
CONFIDENTIAL

CONFIDENTIAL

[illegible]

